



Be GREEK!

SORORITIES & FRATERNITIES

Recruitment Guide

a LETTER from the COMMUNITY

On behalf of Sorority & Fraternity Life, we would like to welcome you to Eastern Washington University! We are truly excited to introduce you to our community, and believe that exploring Sorority and Fraternity life at EWU is one of the best ways to connect with others and find your niche at Eastern. All of our chapters are values-based organizations designed to help you enrich your college experience, help you grow during your time in college, and make a positive difference in your life after college. Through the recruitment process, you will meet many people. Recruitment is about helping individuals begin to create lasting connections with individuals across campus.

It is important to remember that each chapter you visit or connect with contains a diverse group of members. As leaders in the community, we encourage you to keep an open mind and examine each chapter as a whole. While there may be individual members in every chapter that you gravitate to, it is important to look at the big picture. Will the chapter help you grow? Can you add something to the chapter? Do you like how the members interact with one another?

Our goal is to make sure you have the best recruitment experience possible and provide you with the tools to make the right decision for you in selecting a chapter. Please don't hesitate to ask questions of community leaders or recruitment guides as we are always willing to help. While recruitment can be a ton of fun, it can also be a time of big decisions. Let us support you through the process. Enjoy your time meeting new people, having fun, and GO EAGLES!

- the sorority & fraternity councils

REASONS TO **JOIN** A SORORITY OR FRATERNITY

A PLACE TO BELONG- Sorority and Fraternity Life is grounded in the idea of family. Sororities and fraternities provide members the opportunity to connect with fellow students that are interested in helping you adjust to your new college experiences and grow as an individual.

INSPIRES YOU TO DEVELOP HIGH STANDARDS- Sorority and Fraternity Life inspires you to develop as a person by promoting high standards for scholarship, citizenship, and social conduct.

NETWORKING OPPORTUNITIES- Sorority and Fraternity membership in a chapter is part of a bigger organization. Connect with others from all over the country to build your network.

MANAGEMENT SKILLS- Sororities and fraternities help their members develop time management skills, organizational and decision making skills, which will serve you well in the future.

PROVIDES TRAINING- Sororities and fraternities provide training programs aimed at developing your greatest potential.

ENCOURAGES VALUE-BASED LIVING- Sorority and Fraternity Life encourages you to ground yourself in core values. Each chapter is guided by core values and members are expected to uphold those values throughout their life.

ACADEMIC EXCELLENCE- Chapters emphasize academics by providing the right atmosphere and encouraging good study habits. All chapters have an academic plan and work hard to ensure that all members stay on track with their academics.

LEADERSHIP DEVELOPMENT- Chapters promote leadership by encouraging member participation in chapter governing boards and councils, campus clubs and organizations, and open doors to numerous leadership opportunities throughout campus.

FOSTERS CONCERN FOR OTHERS- Greek life encourages you to participate in philanthropic and service projects that enable you to grow as a servant leader and help others and the community around you.

DEVELOPS LIFELONG CONNECTIONS- Sorority and Fraternity Life develops and encourages lifelong connections.

RECRUITMENT **TIPS**

1. Move beyond the stereotypes and really try to get to know the men/women you meet.
2. Get to know the men/women you attend recruitment events with. Regardless of what chapter they join, you may make a new friend.
3. Keep notes on what you do/do not like about the chapters you visit.
4. Remember that the chapters are just as nervous as you.
5. Wear comfortable shoes and clothing and remember that you are trying to put your best foot forward.
6. Try not to become frustrated when you get asked the same question by several people. They are trying to get to know you!
7. Be enthusiastic about meeting new people, even if you do not see yourself becoming their brother/sister.
8. Ask questions! You are trying to find the best place for you.

*** If you are a legacy or know someone in the chapter(s) you are visiting, do not overplay it. You need to get to know people regardless of your connection to the organization.**

QUESTIONS TO **ASK** DURING RECRUITMENT


Recruitment is about engaging in good conversations with the people you meet throughout the community. Here are some questions you can ask at the chapters throughout recruitment.

-
- ▶ How can I get involved in this chapter?
 - ▶ What activities are you/your chapter involved in?
 - ▶ What is the financial commitment for your chapter, specifically for a new member?
 - ▶ What is the time commitment in your chapter?
 - ▶ What is your favorite sorority/fraternity memory?
 - ▶ What are the benefits of being in a sorority/fraternity?
 - ▶ What does your chapter value?
 - ▶ What makes your chapter unique?
 - ▶ What is your chapters involvement in the community?
 - ▶ What do you think is the best part of being a sorority/fraternity member?
 - ▶ What do you enjoy most about being in your chapter?
 - ▶ What was your freshman year like?
 - ▶ What GPA am I required to maintain?
 - ▶ What is your philanthropy?
 - ▶ What does it mean when they say it is a lifelong commitment?
 - ▶ Is there a live-in requirement?
 - ▶ What is it like living in?
-

POTENTIAL **NEW** MEMBER BILL OF RIGHTS

ALL POTENTIAL NEW MEMBERS HAVE:

- The right to be treated as an individual
- The right to be fully informed about the recruitment process
- The right to ask questions and receive true and objective answers from recruitment counselors and members
- The right to be treated as a capable and mature person without being patronized
- The right to ask how and why and receive straight answers
- The right to have and express opinions to the recruitment counselors
- The right to have inviolable confidentiality when sharing information with recruitment counselors
- The right to make informed choices without undue pressure from others
- The right to make ones own choice and decision and accept full responsibility for the results of that decision
- The right to have a positive, safe, and enriching recruitment and new member period
- The right to not be persuaded by a sorority member or fraternity member to sign their bid to any sorority or fraternity during their new member period



GREEK LIFE




Belonging to a fraternity or sorority increases one's chance of completing a degree with 71% of Greeks graduating, versus 50% of non-Greeks.

EWU has 10 sororities and 11 fraternities, aligning with 3 different councils.



EWU's Greek Community donates more than 7,000 hours of volunteer service each year.



EWU's fraternities and sororities raised more than \$20,000 to support charitable causes.



Interested in bringing a NPHC organization to EWU? Contact us at sfl@ewu.edu

Sorority & Fraternity Life Community Pillars

Brotherhood/Sisterhood

Values Integration

Leadership Development

Academic Excellence

Philanthropy & Community Service

Less than 2% of an average student's expenses go toward fraternity/sorority dues

DIVERSIFIED GREEK COUNCIL FRATERNITIES & SORORITIES

Fraternities and sororities affiliated with the Diversified Greek Council (DGC) often engage in a membership intake process semi-annually. If you are interested in a sorority or fraternity connected to the Diversified Greek Council, it is important to be on the lookout for their events. Introduce yourself when they are tabling or reach out to them based on the contact information listed in this booklet. Like all of our organizations, they are always looking for values based members to help them move their organizations and fraternal community forward.

Contact dgc.ewu@gmail.com for any questions.

*All chapter dues are approximate. Please contact the chapter directly for an official financial breakdown.

FRATERNITIES

LAMBDA THETA PHI

NATIONAL FOUNDING: 1975

LOCAL FOUNDING: 2016

PHILANTHROPY: Congressional Hispanic Caucus Institute

COLORS: Brown | White

FLOWER | SYMBOL: White Carnation | Conquistadors


NATIONAL WEBSITE: www.thelambdas.org

INSTAGRAM: [@ewu.lambdas](https://www.instagram.com/ewu.lambdas)

GPA REQUIREMENT: 2.5

CHAPTER DUES: \$125 per year

CONTACT INFO: Juan Zetina | ewulambdab2@gmail.com



OMEGA DELTA PHI

NATIONAL FOUNDING: 1987

LOCAL FOUNDING: 2009

PHILANTHROPY: United Way

COLORS: Scarlet | Silver

WEBSITE: www.omegadeltaphi.com

INSTAGRAM: @ewuodphi

GPA REQUIREMENT: 2.5

CHAPTER DUES: \$150 per quarter

CONTACT INFO: Brandon Velasquez |
president.betagamma@omegadeltaphi.org



SIGMA LAMBDA BETA

NATIONAL FOUNDING: 1986

LOCAL FOUNDING: 2007

PHILANTHROPY: Big Brothers/Big Sisters

COLORS: Royal Purple | Pure White

FLOWER: Red Carnation

SYMBOL: White Stallion Mustang

NATIONAL WEBSITE: www.sigmalambdabeta.com

INSTAGRAM: @ewubetas

GPA REQUIREMENT: 2.8

CHAPTER DUES: \$121.50 per quarter

CONTACT INFO: Luis Alvarez-Leyva | luisalvarez1177@gmail.com



SORORITIES

ALPHA PI SIGMA

NATIONAL FOUNDING: 1990

LOCAL FOUNDING: 2013

PHILANTHROPY: Malala Fund

COLORS: Baby Pink | Royal Purple

FLOWER | SYMBOL: White Calla | Lily Infinity Sign

NATIONAL WEBSITE: www.alphapisigma.org

INSTAGRAM: @ewualphapisigma

GPA REQUIREMENT: 2.5

CHAPTER DUES: \$140 per quarter

CONTACT INFO: Alondra Ramirez | pi_rep@alphapisigma.org



GAMMA ALPHA OMEGA

NATIONAL FOUNDING: 1993

LOCAL FOUNDING: 2011

PHILANTHROPY: Big Brothers/Big Sisters of America

COLORS: Navy Blue | Forrest Green | White

FLOWER | SYMBOL: White Thornless Rose | White Bengal Tiger with Blue Eyes

NATIONAL WEBSITE: www.gammaalphaomega.org

INSTAGRAM: @ewugammas

GPA REQUIREMENT: 2.5

CHAPTER DUES: \$305 per year

CONTACT INFO: Julieta Marin | jmarin1@ewu.edu



KAPPA DELTA CHI

NATIONAL FOUNDING: 1987

LOCAL FOUNDING: 2005

PHILANTHROPY: American Cancer Society

COLORS: Maroon | Pink

FLOWER: Pink Rose

SYMBOL: Penguin


NATIONAL WEBSITE: www.kappadeltachi.org

INSTAGRAM: @ewu_kdchi

GPA REQUIREMENT: 2.8

CHAPTER DUES: Fall- \$180 Winter- none Spring-\$180

CONTACT INFO: Gabriela Talavera-Aparicio | alphalambda.president@kappadeltachi.org



LAMBDA THETA ALPHA

NATIONAL FOUNDING: 1975

LOCAL FOUNDING: 2009

PHILANTHROPY: St. Jude Children's Research Hospital

COLORS: Burgandy | Grey


SYMBOL: La Perla, La Dama, La Concha, La Luna, and La Palma NATIONAL WEBSITE: www.lambdalady.org

INSTAGRAM: @lta_ee

GPA REQUIREMENT: 2.75

CHAPTER DUES: \$20 per semester

CONTACT INFO: Wendolyn Martinez | ltaeepresident@gmail.com



OMEGA PHI CHI

NATIONAL FOUNDING: 1998

LOCAL FOUNDING: 2019

PHILANTHROPY: Women Empowering Other Women: Women's Health

COLORS: Perfect Pink | Onyx Black

FLOWER: Ladies Pink Slipper also known as Moccasin

WEBSITE: omegaphichi.org

INSTAGRAM: [@opc_alphagammachapter](https://www.instagram.com/opc_alphagammachapter)

GPA REQUIREMENT: 2.7

FINANCIAL INFO: Contact ewu.opctreasurer@gmail.com

CONTACT INFO: Alondra De La Cruz | ewu.opcpresident@gmail.com



SIGMA LAMBDA GAMMA

NATIONAL FOUNDING: 1990

LOCAL FOUNDING: 2007

PHILANTHROPY: Breast Cancer Awareness & TRIO Program

COLORS: Majestic Purple | Shocking Pink

FLOWER | SYMBOL: Pink Rose | Purple Panther

NATIONAL WEBSITE: www.sigmalambdagamma.com

INSTAGRAM: [@gammas_ateastern](https://www.instagram.com/gammas_ateastern)

GPA REQUIREMENT: 3.0

CHAPTER DUES: \$60 chapter dues | \$120 hq dues

CONTACT INFO: Magali Leyva-Varga | ewu.slg1990@gmail.com





INTERFRATERNITY COUNCIL

The Interfraternity Council focuses on leadership development, philanthropy and brotherhood. IFC hosts Fall Recruitment which includes activities to get to know chapters, learn about fraternity life, and then decide which fraternity fits best. To participate, register at bit.ly/ewuifcrecruitment. Registration is free.

*Chapter dues are approximate. Contact chapter for more detailed financial information.

Cage Tanaka, IFC President - ctanaka@ewu.edu

Gannon Gray, IFC VP of Recruitment - gannon.gray12@gmail.com

ALPHA SIGMA PHI

NATIONAL FOUNDING: 1845

LOCAL FOUNDING: 2018

PHILANTHROPY: RAINN, Humane Society, Big Brother Big Sisters,
Home for Our Troops, Aware Awake Alive

COLORS: Cardinal Red | Stone Grey | Midnight Black

NATIONAL WEBSITE: www.alphasigmaphi.org

INSTAGRAM: [@ewu_alphasig](https://www.instagram.com/ewu_alphasig)

GPA REQUIREMENT: 2.6

FINANCIAL INFO: New Member Fee: \$500 | Chapter dues: \$375 per
quarter

CONTACT INFO: Ryan Gump | rgump278@gmail.com



BETA THETA PI

NATIONAL FOUNDING: 1839

LOCAL FOUNDING: 1993

PHILANTHROPY: Orange Heart Foundation


COLORS: Delicate Shades of Pink and Blue

NATIONAL WEBSITE: beta.org

INSTAGRAM: [@beta_ewu](https://www.instagram.com/beta_ewu)

FINANCIAL INFO: New member fee: \$250 | Initiation fee: \$125 | Chapter Dues: \$551 per quarter | Room/Board: \$1275 per quarter

CONTACT INFO: [JustinChapman](mailto:JustinChapman@ewu.edu) | jchapman9@ewu.edu



DELTA CHI

NATIONAL FOUNDING: 1890

LOCAL FOUNDING: 2006

PHILANTHROPY: Jimmy V Foundation

COLORS: Red | Buff

NATIONAL WEBSITE: deltachi.org


INSTAGRAM: [@ewudeltachi](https://www.instagram.com/ewudeltachi)

GPA REQUIREMENT: 2.8

FINANCIAL INFO: New member fee: \$100 | Chapter dues: \$350 per quarter

Summer quarter: \$100

CONTACT INFO: John Weller | ewudeltachia@gmail.com



PHI DELTA THETA

NATIONAL FOUNDING: 1848

LOCAL FOUNDING: 1991

PHILANTHROPY: Lou Gehrig's Disease

COLORS: Azure | Argent

NATIONAL WEBSITE: phideltatheta.org

INSTAGRAM: [@phideltathetaewu](https://www.instagram.com/phideltathetaewu)

GPA REQUIREMENT: 2.75

FINANCIAL INFO: New member fee: \$150 | Chapter dues: \$475 per quarter

Initiation fee: \$100

CONTACT INFO: Braeden Harlow | braedenharlow@gmail.com



PI KAPPA PHI

NATIONAL FOUNDING:1904

LOCAL FOUNDING:2016

PHILANTHROPY: The Ability Experience

COLORS: White | Gold | Royal Blue

NATIONAL WEBSITE: pikapp.org

INSTAGRAM: [@ewupikapp](https://www.instagram.com/ewupikapp)

GPA REQUIREMENT:2.8

FINANCIAL INFO: Chapter dues: \$330 per quarter | Initiation fee: \$90

CONTACT INFO: Ethan Smart | esmart1@ewu.edu



PI LAMBDA PHI

NATIONAL FOUNDING:1895

LOCAL FOUNDING:1993

PHILANTHROPY: The Elimination of Prejudice Foundation

COLORS: Purple | Gold

NATIONAL WEBSITE: pilambdaphi.org

INSTAGRAM: [@pilambdaphiewu](https://www.instagram.com/pilambdaphiewu)

GPA REQUIREMENT:2.8

FINANCIAL INFO: New member fee: \$225 | Chapter dues: \$400/quarter

Initiation fee: \$75 | Live out fees: \$50/quarter | Room/Board: \$300/month

CONTACT INFO: Joe Luback | lubackjoseph@gmail.com



SIGMA PHI EPSILON

NATIONAL FOUNDING: 1901

LOCAL FOUNDING: 1991

PHILANTHROPY: Big Brother/Big Sisters of America

COLORS: Purple | Red | Yellow

NATIONAL WEBSITE: sigep.org

INSTAGRAM: @sigepewu

GPA REQUIREMENT: 2.8

FINANCIAL INFO: New member fee: \$300 | National Dues: \$200 per quarter | Chapter dues: \$400 per quarter | Live out fees: \$100 per quarter
Room/Board: \$350 per month + utilities

CONTACT INFO: Hunter Cox | hcox2@ewu.edu





PANHELLENIC

Sororities affiliated with the Panhellenic Council participate in a primary recruitment process. Primary recruitment takes place in Fall quarter. We encourage those interested in joining a Panhellenic sorority to participate in the primary process so they can get to know each chapter and make an informed decision. There is a \$35 non-refundable fee to participate in the primary recruitment process. This cost covers food and t-shirt during recruitment. To sign up for primary recruitment, visit bit.ly/ewupanrecruitment.

*Chapter dues are approximate. Contact chapter for more detailed financial information.

Hayley Rayburn, Panhellenic President - panpresident@ewu.edu

Cassie Ames, Panhellenic Vice President of Recruitment - panrecruitment@ewu.edu

WHAT YOU **should** KNOW ABOUT PANHELLENIC RECRUITMENT

RHO GAMMAS- A recruitment guide or Rho Gamma is a member of a sorority chapter at Eastern Washington University. They were selected by their peers and completed an application, interview, and training process to serve as your guide during recruitment. Rho Gammas have been trained to assist you and to model the Panhellenic spirit.

Recruitment counselors have been through hours of training in preparation for recruitment. These members are educated to answer any question you may have. They aid you in selecting a chapter that is best for your interests and needs. They are available anytime, day or night, to handle problems and offer guidance in a one-on-one situation. Recruitment guides will keep anything you tell them in confidence so you can be open with them about your experience during recruitment.

Recruitment can be a hectic and exciting time. If you get frustrated, collect your thoughts and talk to your Rho Gamma. Feel free to confide in them, make friends with them, and ask them questions. They are here to help you and support your journey!

Continuous Open Bidding- Continuous Open Bidding (COB) is an informal recruitment process that takes place after full-structured recruitment in the Fall and lasts until the end of the spring quarter. Not all sororities participate in COB. If you are interested in joining in winter or spring, please contact the Panheelenic VP of Recruitment to find out who is participating in COB.

ALPHA OMICRON PI

NATIONAL FOUNDING: 1897

LOCAL FOUNDING: 1989

PHILANTHROPY: Arthritis Research

COLORS: Cardinal Red

FLOWER: Jacqueminot Rose

NATIONAL WEBSITE: alphaomicronpi.org

INSTAGRAM: @aoii_ewu

GPA REQUIREMENT: 2.7

FINANCIAL INFO: New member fee: \$62 | Initiation fee: \$165 |

Chapter dues: \$341.67 per quarter Room/Board: \$4.175.00

CONTACT INFO: Grace Nall | aoiipresidenttg@gmail.com



ALPHA PHI

NATIONAL FOUNDING: 1872

LOCAL FOUNDING: 1990

PHILANTHROPY: The Alpha Phi Foundation

COLORS: Silver | Bordeaux

FLOWER: Lilly of the Valley

NATIONAL WEBSITE: alphaphi.org

INSTAGRAM: @alphaphiewu

GPA REQUIREMENT: 2.7

FINANCIAL INFO: New member fee: \$296 | Chapter dues: \$296 per quarter

| Room/Board: \$1.353 per quarter | Live out fees: \$120 per quarter

CONTACT INFO: Whitney Lane | whitneylane7@icloud.com



ALPHA XI DELTA

NATIONAL FOUNDING: 1893

LOCAL FOUNDING: 1992

PHILANTHROPY: Autism Speaks

COLORS: Double Blue | Gold

FLOWER: Pink Rose

NATIONAL WEBSITE: alphaxidelta.org

INSTAGRAM: [@alphaxideltaewu](https://www.instagram.com/alphaxideltaewu)

GPA REQUIREMENT: 2.7

FINANCIAL INFO: New member fee: \$60 | Initiation fee: \$145 |

Chapter dues: \$255 per quarter | Room/Board: \$412.50 per month |

Live out fees: \$180 per quarter | National dues: \$105 per quarter

CONTACT INFO: Maddie Cook | presidentaxidez@gmail.com



GAMMA PHI BETA

NATIONAL FOUNDING: 1874

LOCAL FOUNDING: 1991

PHILANTHROPY: Girls on the Run

COLORS: Brown | Mode | Adopted Pink

FLOWER: Pink Carnation

NATIONAL WEBSITE: gammaphibeta.org

INSTAGRAM: [@ewugphib](https://www.instagram.com/ewugphib)


GPA REQUIREMENT: 3.0

FINANCIAL INFO: New member fee: \$150 | Initiation fee: \$250 | Chapter

dues: \$310 per quarter | Room/Board: \$2,195 per quarter | Live out fees:

\$212 per quarter

CONTACT INFO: Victoria Jackson | gpbza.president@gmail.com





EASTERN

WASHINGTON UNIVERSITY

start something **big**

Sorority & Fraternity Life | Student Activities, Involvement & Leadership

Eastern Washington University | 301 Pence Union Building

Cheney, WA 99004 | sfl@ewu.edu | 509.359.7924

www.ewu.edu/sfl



EWUSFL



SFL_EWU
DGC_EWU
EWU_IFC
EWUPANHELLENIC



EWUSFLIFE



Scan here to fill out our digital interest form!